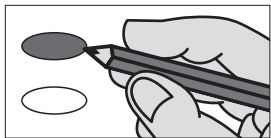


## Instructions

Enclosed is your federal services absentee ballot, envelope with statement and an airmail postage free\* envelope addressed to the county election officer of your county of residence for the return of the ballot.

\* Foreign airmail postage must be affixed if mailed from a foreign postal facility.

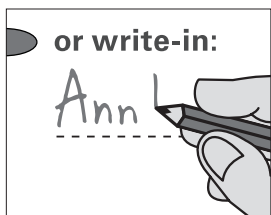
### Read the instructions carefully and review the ballot before making any marks on it.



To vote for a candidate, fill in the oval at the left of and on the same line as the name of the candidate.

To cast a vote for a question submitted ballot, fill in the oval at the left of the word "Yes." To vote against a question, fill in the oval at the left of the word "No."

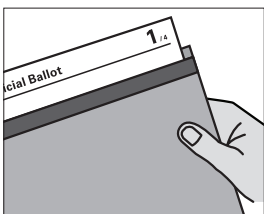
Do not make any marks on the ballot that would in any way identify the ballot. Any such marks will invalidate your ballot.



or write-in:

Write-in votes are allowed only if a blank line is provided under the specific office. A name must be written clearly and an oval filed in at the left.

## Submitting your Completed Ballot



When you have completed marking the ballot, seal it securely in the ballot envelope. Complete the form printed on the ballot envelope and sign the affidavit.

The ballot must be mailed or otherwise transmitted to the county election officer and must reach that office no later than the close of the polls on election day.

## Voting by Fax

If you reside outside the United States or are a member of the United States armed forces or you are the spouse or dependent of a member of the armed forces and a qualified elector and cannot vote timely by mail, you may apply for registration and an absentee ballot by fax.

You may also request that the county election officer transmit to you by fax a ballot, or second ballot, as the case may be. You may then either mail or transmit by fax your voted ballot back to the county election officer. Find your county election officer's fax at [www.sos.ks.gov/elections/fax](http://www.sos.ks.gov/elections/fax)

**!** If you choose to transmit your voted ballot to the county election officer by fax, the transmittal shall contain the following statement:

*"I understand that by faxing my voted ballot I am voluntarily waiving my right to a secret ballot." This statement shall be followed by your signature and the date.*

Upon receipt of the transmittal, the county election officer shall place the voted ballot along with the signed statement and affidavit in an appropriately marked envelope and seal it.

The county election officer and such officer's staff shall take the steps necessary to keep the voted ballots received by fax as confidential as possible.